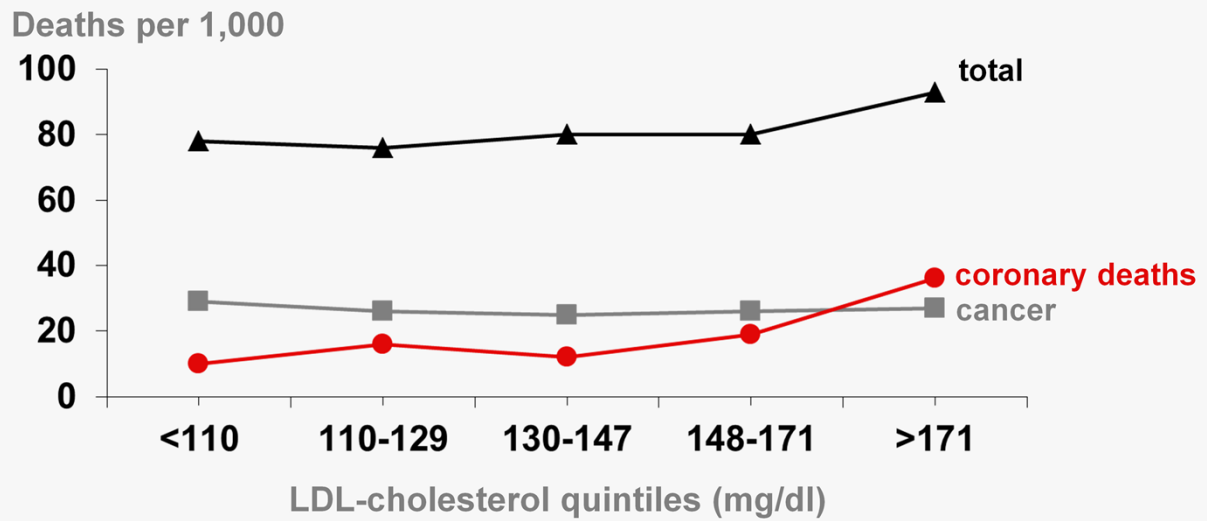


PROCAM (Münster Heart Study)

Determinants of mortality

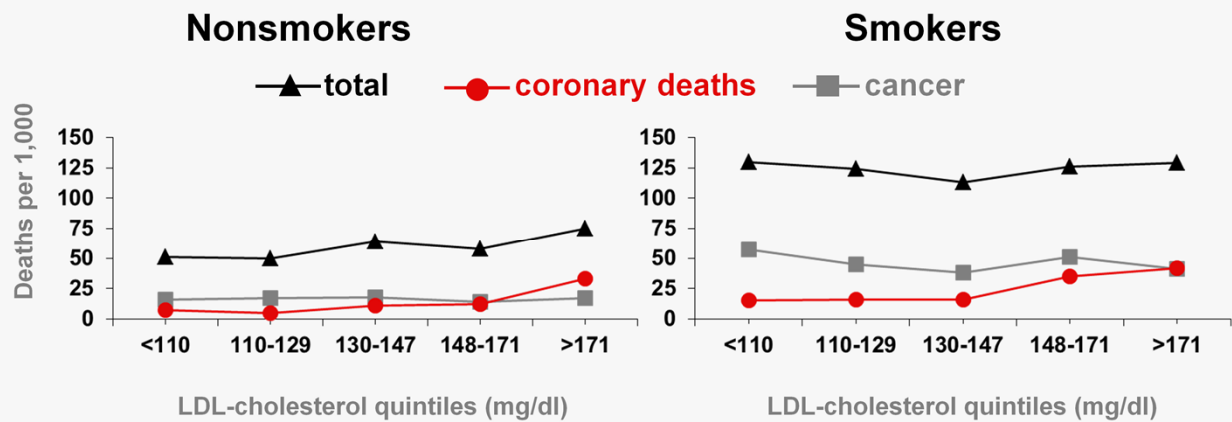
Age Standardized Death Rate in Men According to LDL-Cholesterol



11,123 men aged 35-65 years;
Number of deaths: total: 945; coronary deaths: 246; cancer: 302

PROCAM

Age Standardized Death Rate According to LDL-Cholesterol



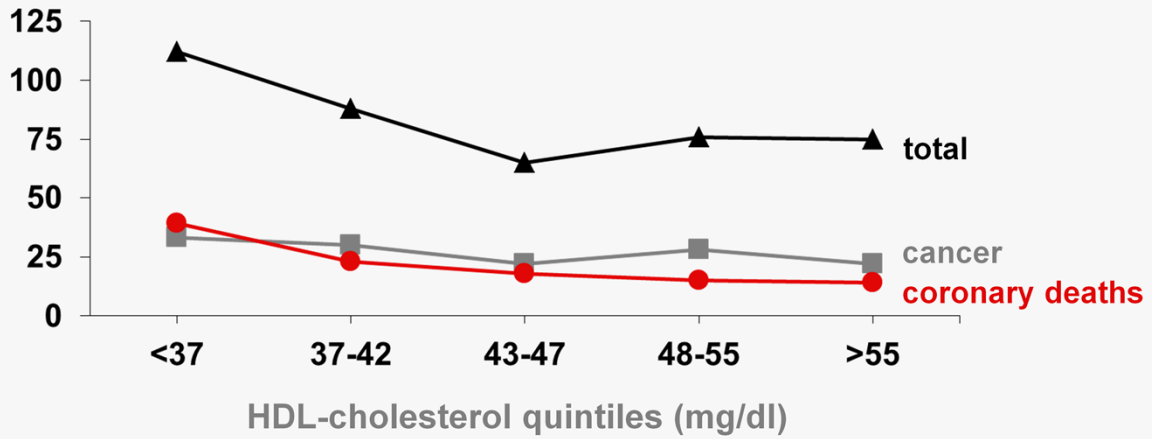
7,225 men aged 35-65 years;
Number of deaths:
total: 451; coronary deaths: 115 cancer: 116

3,898 men aged 35-65 years;
Number of deaths:
total: 494; coronary deaths: 131; cancer: 186

PROCAM

Age Standardized Death Rate in Men According to HDL-Cholesterol

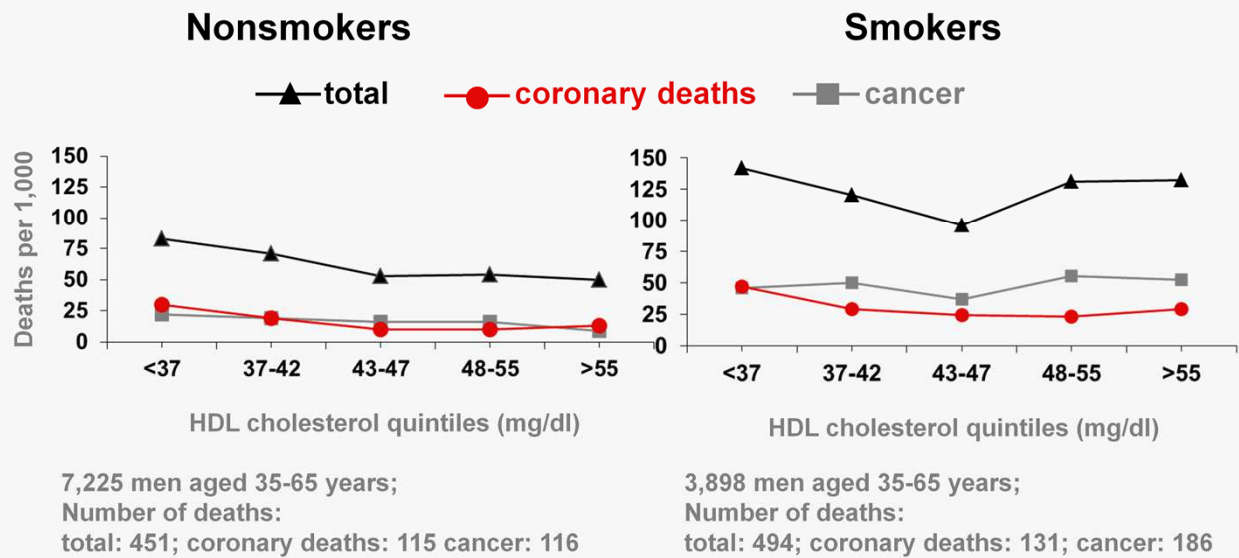
Deaths per 1,000



11,123 men aged 35-65 years;
Number of deaths: total: 945; coronary deaths: 246; cancer: 302

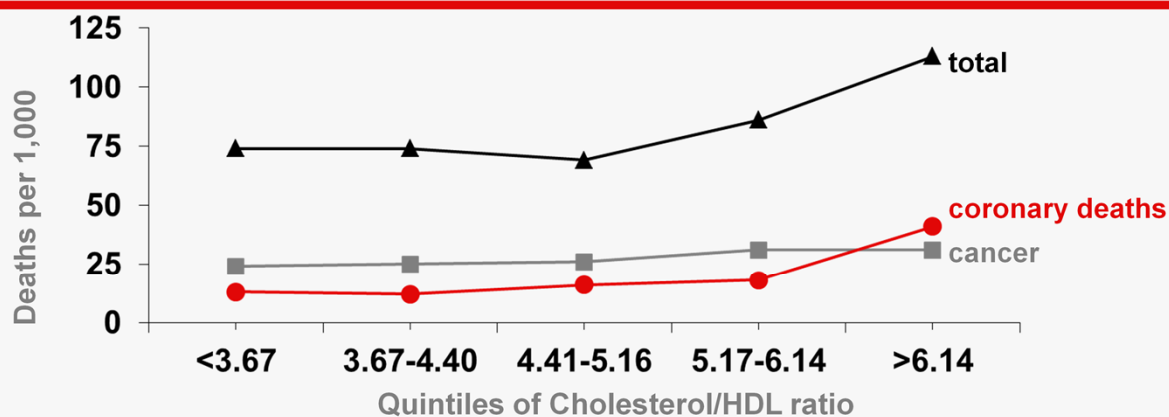
PROCAM

Age Standardized Death Rate According to HDL-Cholesterol



PROCAM

Age Standardized Death Rate in Men According to Cholesterol / HDL-Cholesterol Ratio

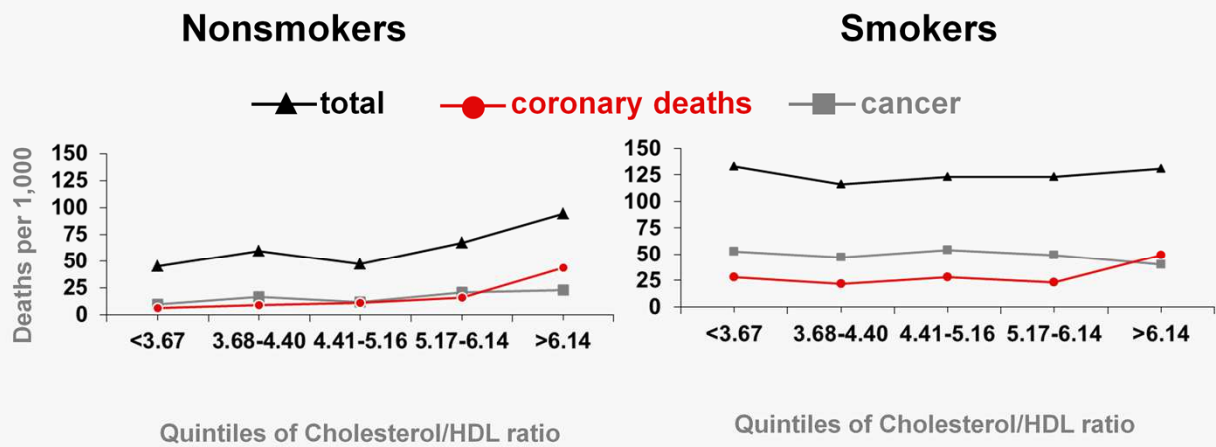


Means (mg/dl)	1	2	3	4	5
Cholesterol	186	201	214	225	249
HDL-Cholesterol	60	50	45	40	34
LDL-Cholesterol	109	130	143	154	172
Triglycerides	78	99	119	145	206

11,123 men aged 35-65 years; Number of deaths: total: 945; coronary deaths: 246; cancer: 302

PROCAM

Age Standardized Death Rate According to Cholesterol / HDL-Cholesterol Ratio

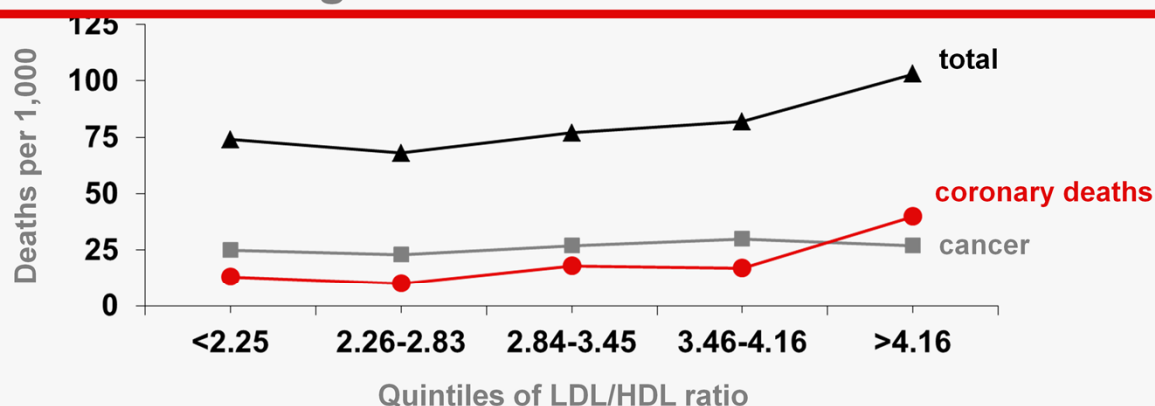


7,225 men aged 35-65 years;
Number of deaths:
total: 451; coronary deaths: 115 cancer: 116

3,898 men aged 35-65 years;
Number of deaths:
total: 494; coronary deaths: 131; cancer: 186

PROCAM

Age Standardized Death Rate in Men According to LDL / HDL-Cholesterol Ratio

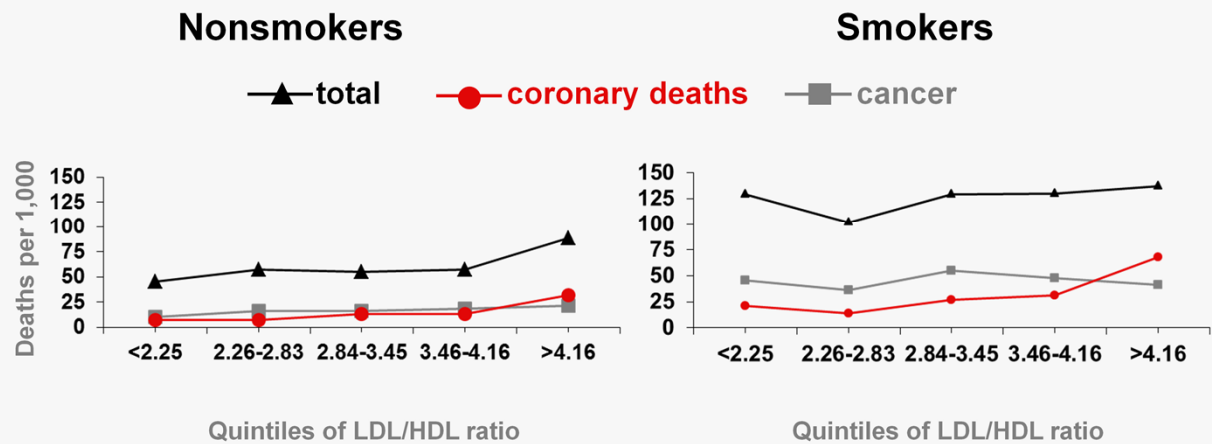


Means (mg/dl)	1	2	3	4	5
Cholesterol	185	200	212	225	247
HDL-Cholesterol	59	50	45	41	36
LDL-Cholesterol	106	126	141	154	178
Triglycerides	88	106	118	133	152

11,123 men aged 35-65 years; Number of deaths: total: 945; coronary deaths: 246; cancer: 302

PROCAM

Age Standardized Death Rate According to LDL / HDL-Cholesterol Ratio

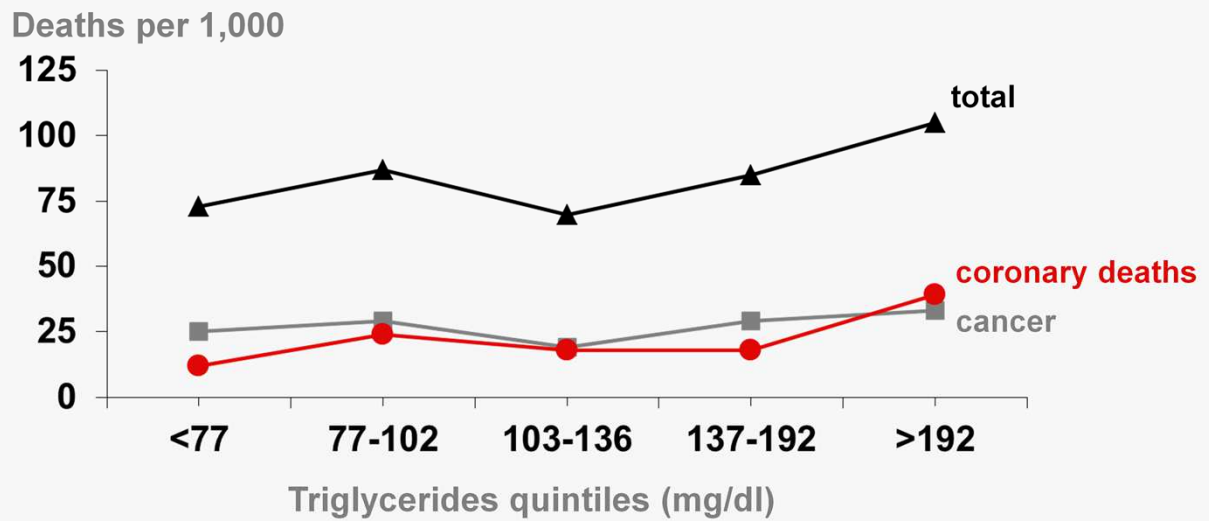


7,225 men aged 35-65 years;
Number of deaths:
total: 451; coronary deaths: 115 cancer: 116

3,898 men aged 35-65 years;
Number of deaths:
total: 494; coronary deaths: 131; cancer: 186

PROCAM

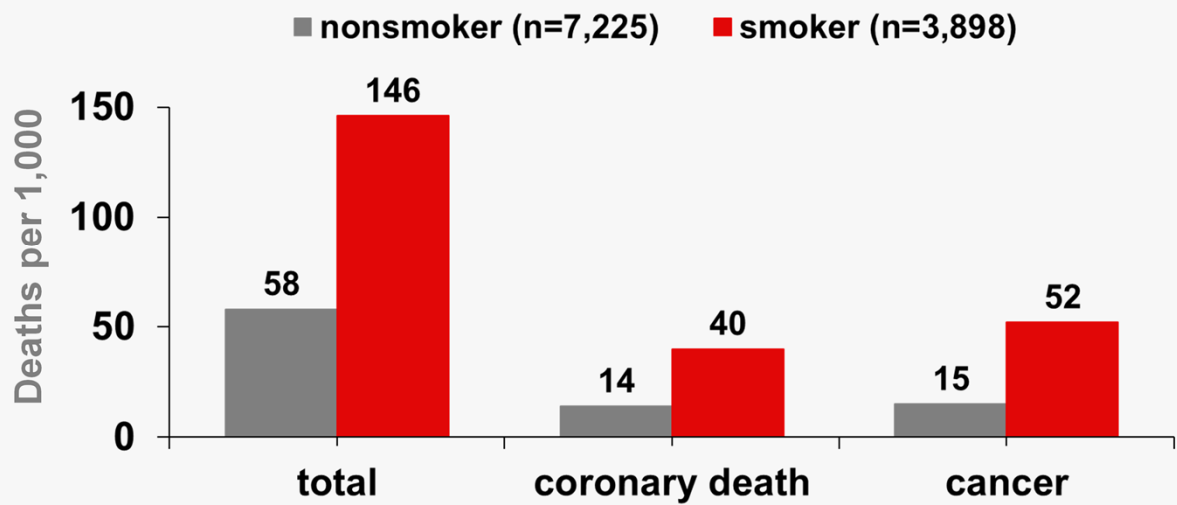
Age Standardized Death Rates in Men According to Triglycerides



11,123 men aged 35-65 years;
Number of deaths: total: 945; coronary deaths: 246; cancer: 302

PROCAM

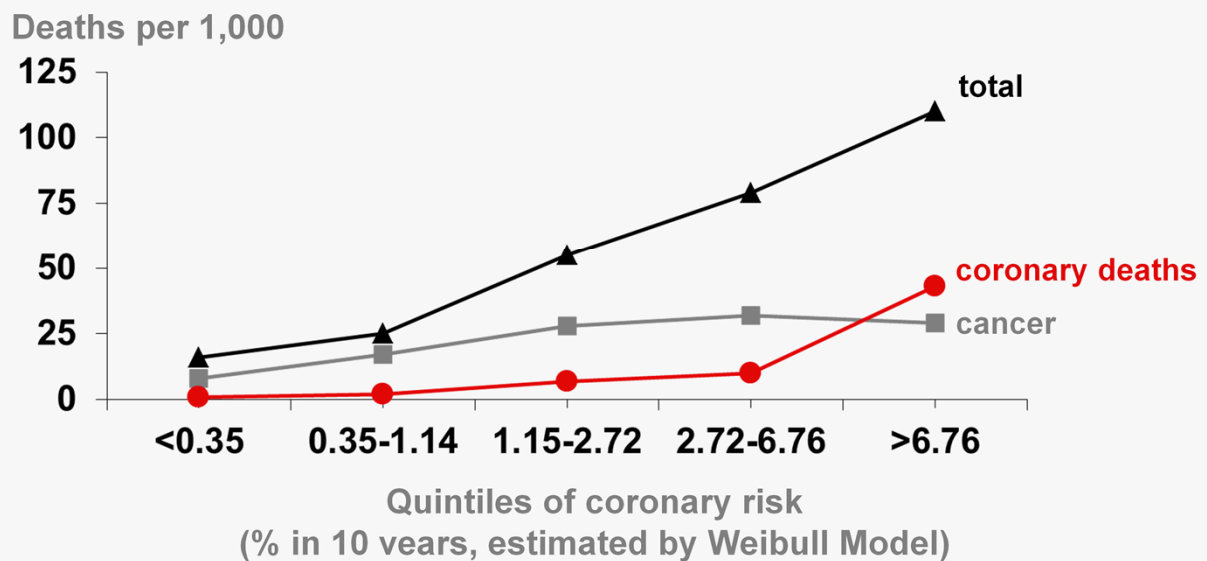
Age Standardized Death Rates in Men According to Cigarette Smoking



11,123 men aged 35-65 years;
Number of deaths: total: 945; coronary deaths: 246; cancer: 302

PROCAM

Age Standardized Death Rates in Men According to Estimated Risk of Coronary Events



11,123 men aged 35-65 years;
Number of deaths: total: 945; coronary deaths: 246; cancer: 302

PROCAM